

# How to Use Chat in a Zoom Meeting on the Web Client


The in-meeting Zoom chat feature allows you to send instant messages to other users within a meeting or a private message to an individual participant. As the host, you can [choose who the participants can chat with](#) or to [disable chat entirely](#). Each user can [choose in settings](#) to view each participant's profile photo in chat, or their initials if they have no profile photo.

**Note:** When sending messages to an individual participant, private chats are never visible to the meeting's host. Additionally, if the host [saves the chat](#), private messages between participants do not appear on the chat transcript.

## How to chat in Zoom meetings on the Web Client


### Web client

#### *Chat with everyone*

1. While in a meeting, click **Chat**  in the meeting controls.
2. In the **To:** drop-down menu, select **Everyone**.
3. Enter your message in the chat window.
4. Press **Enter** to send your message.


#### *Send a private message*

If the host has [enabled private chat](#), participants can communicate with each other privately in the meeting. Hosts can't see private chats between participants.

1. While in a meeting, click **Chat**  in the meeting controls.
2. In the **To:** drop-down menu, select the participant you want to chat with directly.
3. Enter your message in the chat window.
4. Press **Enter** to send your private message.  
Your message will appear in the chat window indicated by a **(Direct Message)** notification above the message.

## *Manage chat settings*

If you're the meeting host, you can change the in-meeting chat settings.

1. While in a meeting, click **Chat**  in the meeting controls.
2. Click the ellipses icon **...** to display in-meeting chat settings.
3. You can access the following options:
  - **Participant can chat with:** Control who participants can chat with.
    - **No one:** Disables in-meeting chat.
    - **Host and co-hosts:** Only the host and co-host can send messages to everyone. Participants can still send private messages to the host.
    - **Everyone:** Participants can only send public messages. Public messages are visible to all participants. Participants can still send private messages to the host.
    - **Everyone and anyone directly:** Participants can send public or private messages. Public messages are visible to all participants. Private messages are sent to a specific participant, and are not visible to the host.